



- ▶ Locating Leak Detection System
- ▶ 8 Independent Zones
- ▶ 8 Simultaneous Leaks can be Detected
- ▶ Touch Screen Display
- ▶ MODBUS/JBUS Integration
- ▶ Sensibility Adjustable

## Description

The FG-ALS8, Eight Zones Alarm & Locating Unit is designed to be used with TTK analog sense cables: FG-ECS, FG-ACS and FG-ECX, FG-ACX to give instant detection and location of liquid leaks (water, acid or base).

In the event of liquid leak or fault on the sense cables in any zone, the FG-ALS8 will respond as follows:

- An audible alarm is triggered and a relay is activated.
- The touch screen of the panel displays the zone, the location of the leak (+/- 3 ft (+/- 1 m)) and details of the fault (the type of fault leak or cable break).
- Event report is sent to the BMS via MODBUS /JBUS.

To mute the alarm sound, simply touch the screen, or the panel will mute the alarm sound automatically when the leak or break is cleared.

## Features & Benefits

### FEATURES

- The FG-ALS8 unit can control up to 328 ft (100 m) of sense cable per zone.
- 4.3" touch-screen gives a clear indication of the system status.
- 8 detection zones are available.
- 9 relays are available, 8 for leak and 1 for cable break (all zone) + power failure.
- RS485 serial link with MODBUS /JBUS communication protocol for interfacing with BMS is available.

### BENEFITS

- Accurate reporting of leak location to +/- 3 ft (+/- 1 m) .
- The sensibility of the unit is adjustable via the potentiometer on the PCB.
- Detects cable break faults.
- Compatible with existing monitoring systems.
- User-friendly system - users can customise the system with the sub menus accessible from the home screen, to set up the unit.
- The FG-ALS8 unit is accurate and easy to use, ideal for small and medium applications where accurate leak location is required.

## Technical Data

<b>Compatibility</b>	Digital unit: FG-NET Analog sense cables: FG-ECS, FG-ECX, FG-ACS, FG-ACX
<b>Enclosure Type</b>	ABS flame retardant UL94V0
<b>Operating Temperature</b>	23° to 131°F (-5° to 55°C)
<b>Serial Interface Physical Support</b>	Optoisolated two wire RS485
<b>Serial Link Parameters</b>	9600 baud, 8 data bits, 1 stop, no parity
<b>Supported Protocol</b>	MODBUS, function 3
<b>Relays Type: Leak + Cable Break</b>	9 SPDT single contact NO-NC
<b>Relay Max. Switching Voltage</b>	125VAC and 220VDC
<b>Relay Max. Switching Capacity</b>	60W (30V x 2 A)
<b>Power Consumption</b>	10 W
<b>Supply Current (typ.)</b>	0.25A/115VAC 0.15A/230VAC
<b>Dimension (W, H, D)</b>	8.66"W x 7.87"H x 2.16"D (220mmW x 200mmH x 55mmD)
<b>Ingress Protection (IP)</b>	IP40

# Screen Shots

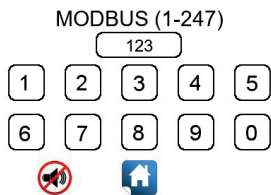
- The first button (flag) allows to change the system language:  
English / French / German












- The second button (arrows) allows to show the installed lengths on each of the eight zones:

ZONES	
Zone 1: 15m	Zone 5: 7m
Zone 2: 30 m	Zone 6: 30
Zone 3: 60 m	Zone 7: 15m
Zone 4: 7m	Zone 8: 45 m
 	


- The third button (gears) allows to change the Modbus slave number and to set the «mute» mode:



- In the case of faults (leak or cablebreak), the touch screen shows below:  
The leak alarms, represented by a drop of liquid;  
The cablebreak alarms, represented by scissors and the "sensor" label.

ZONES	
1:  SENSOR	5:  SENSOR
2:  30 m	6:  OK
3:  99 m	7:  SENSOR
4:  OK	8:  45 m
	

# Electrical Specification

Power Supply	N : Neutral / L : Line /  : Earth
RS485	R1 : COM / R2 : RT+ / R3 : RT-
Cable Break Relay	R1 : NO / R2 : COM / R3 : NC
Leak Relay	R1 : NO / R2 : COM / R3 : NC
FG-CLC Leader Cable	A : Green wire / B : White wire / C : Black wire / D : Red wire

# Identification Codes

FG-ALS8	Eight zones alarm & location system unit
FG-ECS, FG-ACS and FG-ECX, FG-ACX	Water or acids sense cable in 9, 22, 49 ft (3, 7, 15m) in length
Accessories:	
FG-CLC	Leader cable of 11.48 ft (3.5 m) length
FG-TMX	End termination plug
CF-EC100	100 hold-down clips with glue
ES-EC	40 tags

# Certificates



The FG-ALS8 unit meets the requirements of all European Standards in EN61000-6-2 / EN61000-6-3/EN61000-3-2/EN61000-3-3.

All the connections in the FG-ALS8 alarm locating system unit must be done with the power supply switched off.  
Read carefully the installation procedure for the FG-ALS8 alarm locating system unit.

This brochure has been carefully prepared to ensure technical accuracy but is only intended for promotional use. TTK cannot guarantee that the information contained herein contains no errors or omissions, and hence does not accept responsibility related to the use of its equipment. TTK maintain its obligations set forth in the Standard Terms and Conditions of Sale and will not, under any circumstances, assume liability for any incidental damages, indirect or consequential, arising from the sale, resale, use or misuse of this project. The purchaser(s) accept their responsibility as the sole judge(s) of the adaptability of the product for the intended use.

FG-SYS and TOPSurveillance are trademarks of TTK S.A.S. © TTK 2024

- TTK Headquarters / 19, rue du Général Foy / 75008 Paris / France / T : +33.1.56.76.90.10 / F : +33.1.55.90.62.15 / [www.ttk.fr](http://www.ttk.fr) / [ventes@ttk.fr](mailto:ventes@ttk.fr)
- TTK UK Ltd. / 3 Luke Street / London EC2A 4PX / United Kingdom / T : +44 207 729 6002 / F : +44 207 729 6003 / [www.ttkuk.com](http://www.ttkuk.com) / [sales@ttkuk.com](mailto:sales@ttkuk.com)
- TTK Pte Ltd. / #09-05, Shenton House, 3 Shenton Way / Singapore 068805 / T: +65.6220.2068 / M: +65.9271.6191 / F: +65-6220.2026 / [www.ttk.sg](http://www.ttk.sg) / [sales@ttk.sg](mailto:sales@ttk.sg)
- TTK Asia Ltd. / 2107-2108 Kai Tak Commercial Building / 317 Des Voeux Road Central / Hongkong / T: +852.2858.7128 / F: +852.2858.8428 / [www.ttkasia.com](http://www.ttkasia.com) / [info@ttkasia.com](mailto:info@ttkasia.com)
- TTK Middle East FZCO / Building 6EA, Office 510 PO Box 54925 / Dubai Airport Free Zone / UAE / T: +971 4 70 17 553 / M: +971 50 259 66 29 / [www.ttkuk.com](http://www.ttkuk.com) / [cgalniche@ttk.fr](mailto:cgalniche@ttk.fr)
- TTK Deutschland GmbH / Berner Strasse 34 / 60437 Frankfurt / Deutschland / T : +49(0)69-95005630 / F : +49(0)69-95005640 / [www.ttk-gmbh.de](http://www.ttk-gmbh.de) / [vertrieb@ttk-gmbh.de](mailto:vertrieb@ttk-gmbh.de)
- TTK North America Inc / 1730 St Laurent Boulevard Suite 800 / Ottawa, ON, K1G 5L1 / Canada / T : +1 613 566 5968 / [www.ttkcanada.com](http://www.ttkcanada.com) / [info@ttkcanada.com](mailto:info@ttkcanada.com)