



- ▶ Compatible with Analog Systems
- ▶ Detects and Locates Leaks
- ▶ IP67 Protection Marking

Description

The FG-ECP-A is an analog point sensor for water leak detection. It is designed to be used with TTK FG-ALS8, FG-ALS4 or FG-A control unit to give instant detection of liquid leaks.

In the event of liquid leak or cable break on the FG-ECP-A, the connected unit will respond as follows:

- An audible alarm is triggered and a relay is activated.
- The location of the leak (address of the FG-ECP-A) is displayed on the screen.

Key Advantages

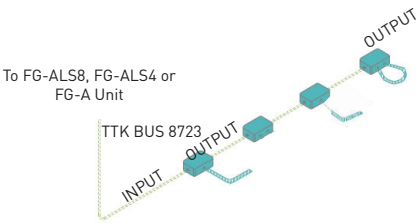
- Available in four models: three equipped with a sense cable (U-shaped, L-shaped, or with customizable length) and one model without cable, equipped with two stainless steel probes (FG-ECP-AM) to adapt to different environments.
- The electrical continuity is made with a length of TTK BUS cable connected to various FG-ECP-A and the control panel.
- PG7 glands on the box sides make jumper cabling quick and easy.
- The LED on the front face of the box indicates the box's status in real time:
 - Blinking green: normal, no alarm.
 - Blinking red: leak detected on the box.
 - No LED light: cablebreak detected on the box or loss of communication.
- The FG-ECP-A detects rapidly a liquid leak that comes in contact with it.
- The FG-ECP-A detects any break or cut in the cable (for models equipped with a cable).
- The sense cable FG-ECS used in the affected models has a non-absorbent structure. It resets automatically within a few seconds after the leak has been eliminated.
- The FG-ECP-A is small and light. It is ideally suited for environments as plantrooms, bundled areas, drip trays, etc.
- A simple bi-annual test is all that is required.

Technical Data

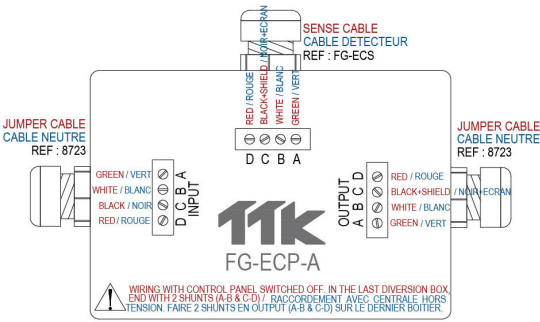
Compatibility	Alarm units: FG-AL8, FG-ALS4, FG-ALS, FG-A
Reusability	Reusable, as long as the cable hasn't been damaged by prolonged immersion in liquid
Drying Time for Cable After Leak	Less than 10 seconds
Sense Cable Nominal Diameter	0.32 in (± 0.02 in) (8 mm (± 0.5 mm))
Stainless Steel Probe Diameter (FG-ECP-AM Model)	Ø0.79 in (Ø20mm)
Sense Cable Color	Dark blue
Operating Temperature	5°F to 131°F (-15°C to +55°C) (Note: The sense cable itself is rated for temperatures up to +185°F [+85°C].)
Ingress Protection	IP 67
Enclosure Type	ABS Polyac 707 (a natural ABS), UL94HB
Dimensions (W,H,D)	4.13"W x 2.95"H x 2.17"D (105mmW x 75mmH x 55mmD)

Connection Schematic

- The four models can be mixed in one circuit of an analog panel.
- FG-ECP-A can also be installed in the same circuit with analog water and/or acids cables.
- Up to 10 FG-ECP-A (10 addresses) can be connected to a FG-ALS8 circuit;
- Up to 4 FG-ECP-A (4 addresses) can be connected to a FG-ALS4 circuit;
- One FG-ECP-A (one address only) can be connected to a FG-A control panel.
- In the schematic, INPUT corresponds to the TTK BUS 8723 cable coming from the control unit; OUTPUT corresponds to the TTK BUS 8723 cable leaving towards the following FG-ECP-A.
- On the last FG-ECP-A point sensor, two shunts (A&B; C&D) on the OUTPUT side must be made.

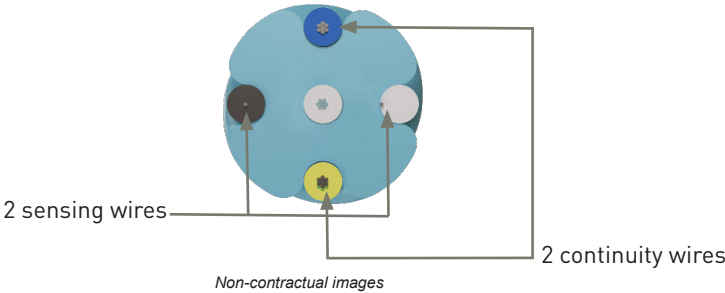


Product Information



FG-ECS Sense Cable Cutting View

2 communication wires and 2 detection and location wires



Product Diagram



FG-ECP-A in U-shape



FG-ECP-A in L-shape



FG-ECP-A Customized Version
Attention: Sense cable is to be ordered separted. The sensor length and jumper length are to be precised when ordering.



FG-ECP-A with stainless steel probes

Identification Codes

FG-ECP-AU	Analog Point Sensor in U-shape for Water Detection
FG-ECP-AL	Analog Point Sensor in L-shape for Water Detection
FG-ECP-AM	Analog Point Sensor Stainless Steel Probes for Water Detection
FG-ECP-A Customized Version	Including 2 Following Elements: <ul style="list-style-type: none">• FG-ECP: Enclosure• FG-ECS Sense Cable: at a Specified Length

Certification



This brochure has been carefully prepared to ensure technical accuracy but is only intended for promotional use. TTK cannot guarantee that the information contained herein contains no errors or omissions, and hence does not accept responsibility related to the use of its equipment. TTK maintain its obligations set forth in the Standard Terms and Conditions of Sale and will not, under any circumstances, assume liability for any incidental damages, indirect or consequential, arising from the sale, resale, use or misuse of this project. The purchaser(s) accept their responsibility as the sole judge(s) of the adaptability of the product for the intended use. FG-NET, FG-SYS and TOPSurveillance are trademarks of TTK S.A.S. © TTK 2025