



LIQUID LEAK DETECTION SYSTEMS  
LIQUID COOLING SOLUTIONS

# DLC-Kit

## Standalone Point Sensor

### PRODUCT DATASHEET



- ▶ Standalone & Plug-and-Play Point Sensor
- ▶ Designed for Conductive Liquid Leaks
- ▶ Embedded Molded Connector
- ▶ High-Visibility LED with Real-Time Status
- ▶ Space-Efficient and Lightweight

## Description

The DLC-Kit is a standalone & plug-and-play point sensor designed for the detection of water and conductive coolant leaks in data center environments. It incorporates a molded connector and a high-visibility LED status indicator for reliable connection.

The unit supports connection to a defined length of sense cable, compatible with various sense cable types (including plenum-rated cable, water detection cable, and liquid cooling applications).

Upon detection of liquid on the connected sense cable, the unit triggers a flashing red LED indicator and activates a relay output. This output can be interfaced with alarm systems or building management systems (BMS) to enable immediate response and enhance system protection.


## Key Advantages

- **Standalone & Plug-and-Play**  
The DLC-Kit operates as a fully autonomous unit, powered by a 12–24 V AC/DC supply, ensuring continuous operation without requiring external control panels.
- **Designed for Water and Conductive Coolants Leaks**  
Designed for data centers and commercial buildings where conductive coolants and water are present, the DLC-Kit ensures reliable leak detection.
- **Equipped with a Sensor Connector**  
The DLC-Kit is equipped with a molded connector and supports a sense cable up to 23 ft (7 m).
- **Immediate Response to Leaks with High-Visibility LED Indicator**
  - Blinking green: normal
  - Blinking red: leak detected
  - Steady red: sense cable break detected
  - No LED light: power loss indicator
- **Integrated Output Relay**  
The molded electronic box features dedicated connection for the relay output. The relay is activated upon leak or cable break detection, allowing direct integration with alarm or automation systems.
- **Compact, Space-Efficient Design**  
Ideal for confined areas such as server racks, CRAH units, drip trays, banded zones, and other critical spaces where compact installation is required.
- **Low Maintenance Requirements**  
Only a simple semi-annual functional test is recommended to ensure continued performance.


# Technical Data

<b>DLC-Kit Supply Voltage</b>	12-24 V AC/DC
<b>Relay Output</b>	Normally open (N.O.) & normally closed (N.C.), max current 0.3 A, max voltage 160 V
<b>Reusability</b>	Reusable
<b>Color</b>	Amber
<b>Operating Temperature</b>	5°F to 131°F [-15°C to +55°C]
<b>Ingress Protection</b>	IP 40
<b>Enclosure Type</b>	Polyamide (PA) UL94 V0
<b>Dimensions (W, H, D)</b>	1.06'' x 2.32'' x 0.63'' [27mm x 59mm x 16mm] without eyelets 2.2'' x 2.32'' x 0.63'' [56mm x 59mm x 16mm] with eyelets

# Product Images



DLC-Kit with a Plenum-Rated Sense Cable Connected



DLC-Kit with a Sense Cable Connected


# Connection Diagram

**POWER SUPPLY**  
(red)

**RELAY OUTPUT**  
(green)

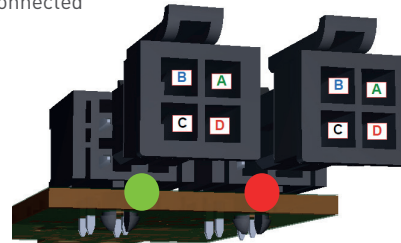
**RELAY OUTPUT**  
(green)

**POWER SUPPLY**  
(red)



Integrated Connector

A = Normally Closed  
B = COM  
C = Normally Open  
D = Not Connected



A = Not Connected  
B = Not Connected  
C = GND 0 V  
D = Power Supply

# Identification Codes

DLC-Kit

Standalone Point Sensor with Connector

This brochure has been carefully prepared to ensure technical accuracy but is only intended for promotional use. TTK cannot guarantee that the information contained herein contains no errors or omissions, and hence does not accept responsibility related to the use of its equipment. TTK maintains its obligations set forth in the Standard Terms and Conditions of Sale and will not, under any circumstances, assume liability for any incidental damages, indirect or consequential, arising from the sale, resale, use or misuse of this product. The purchaser(s) accept their responsibility as the sole judge(s) of the adaptability of the product for the intended use. © TTK 2026